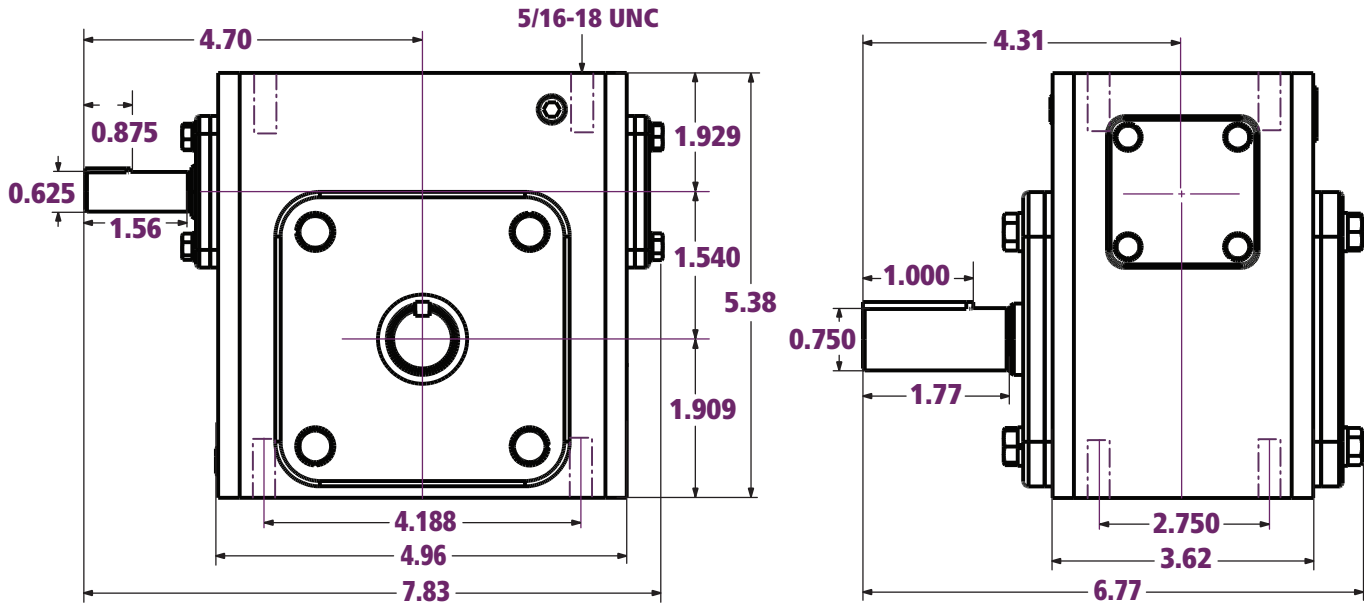




XS154 Dimensions

All dimensions listed in inches



Output and Input Shafts (in)

| Output Keyway (in) | Output Shaft Dia. (in) | Input Keyway (in) | Input Shaft Dia. (in) |
|--------------------|------------------------|-------------------|-----------------------|
| 3/16 x 3/32 | 0.750 | 3/16 x 3/32 | 0.625 |

Specifications

| Center Distance (in) | Weight (lbs) | Est. Oil Fill Amount* (oz) |
|----------------------|---------------------------|----------------------------|
| 1.540 | 14.3 [15.4 [†]] | 11.5 |

*For Position 1.

[†]Approximate weight for LR Handling.

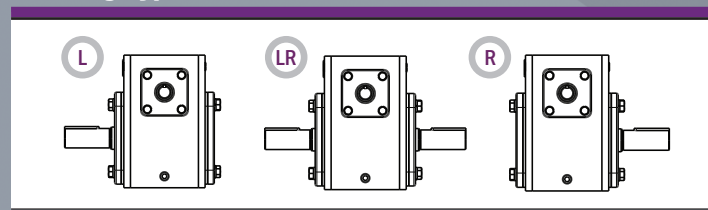
Ratios

| Nominal Ratios | Exact Ratios |
|----------------|--------------|
| 5:1 | 5.0:1 |
| 10:1 | 10.0:1 |
| 15:1 | 15.0:1 |
| 20:1 | 20.0:1 |
| 30:1 | 30.0:1 |
| 40:1 | 40.0:1 |
| 50:1 | 50.0:1 |
| 60:1 | 60.0:1 |

Efficiency

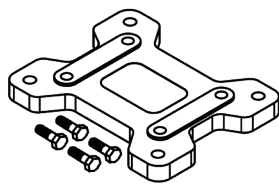
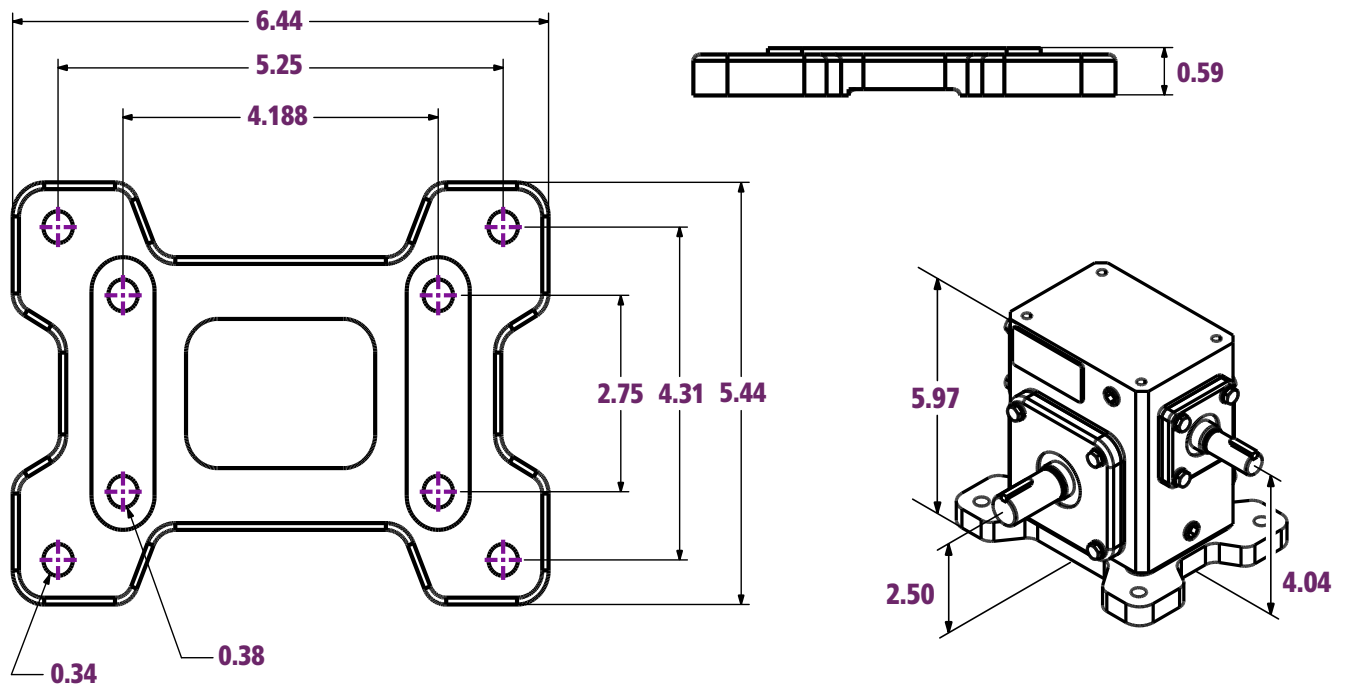
| Nominal Ratios | Efficiency (%) |
|----------------|----------------|
| 5:1 | ≈ 92 |
| 10:1 | ≈ 88 |
| 15:1 | ≈ 86 |
| 20:1 | ≈ 81 |
| 30:1 | ≈ 74 |
| 40:1 | ≈ 68 |
| 50:1 | ≈ 66 |
| 60:1 | ≈ 59 |

Handling Types



XS154 Accessories

and X154 Base Kit Dimensions



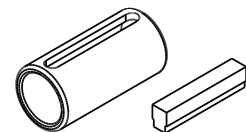
Foot Mounted Base Kit

XBK154



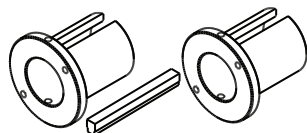
Component Repair Kit

XSRK154



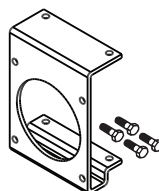
Input Quill Adapter Option

Not Applicable



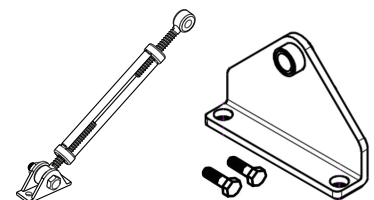
Output Bushing Kits*

Not Applicable



Output Bracket Kit*

XOB154



Torque Arm Kit*

XTA154

*Made to order.